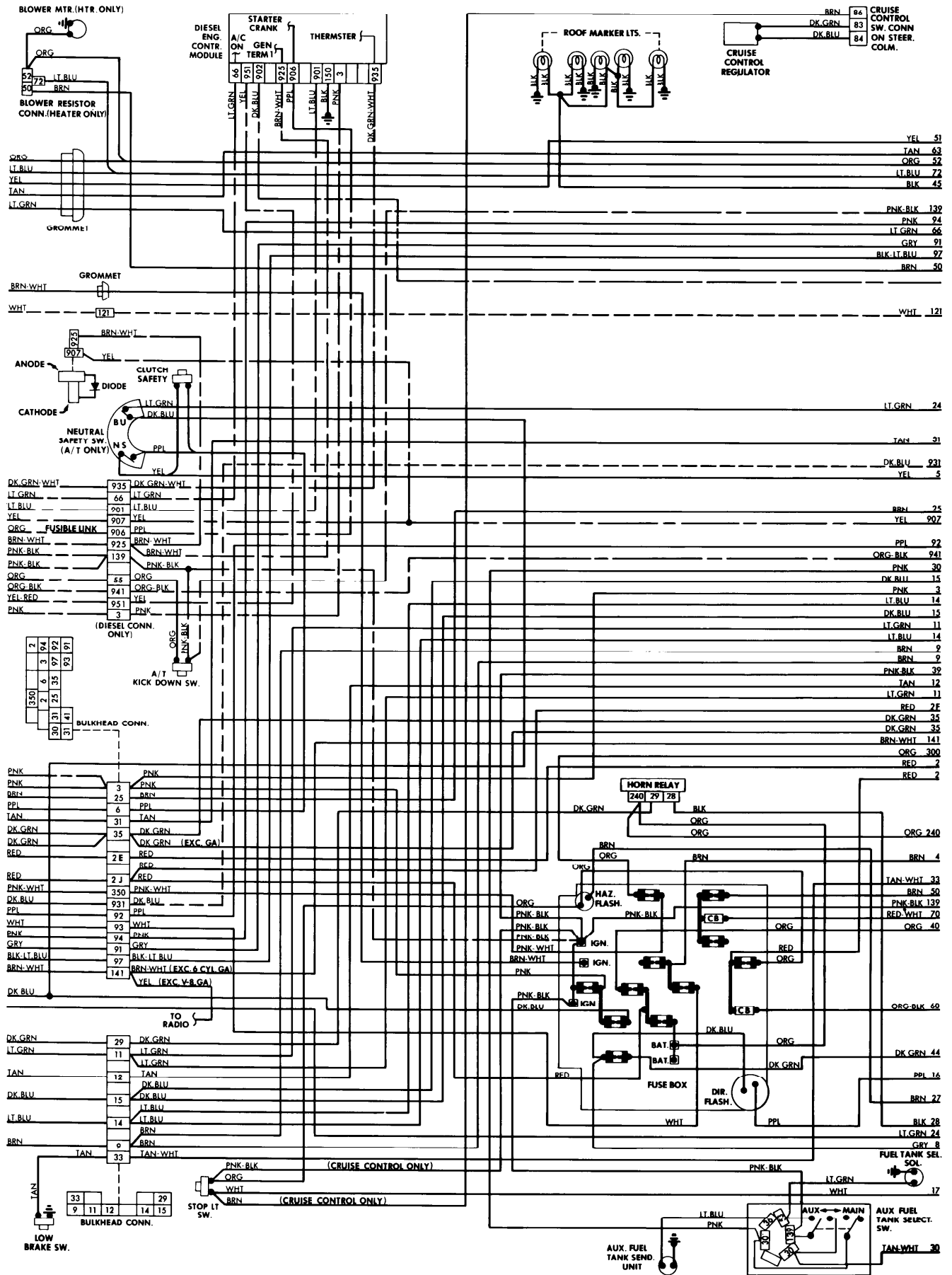
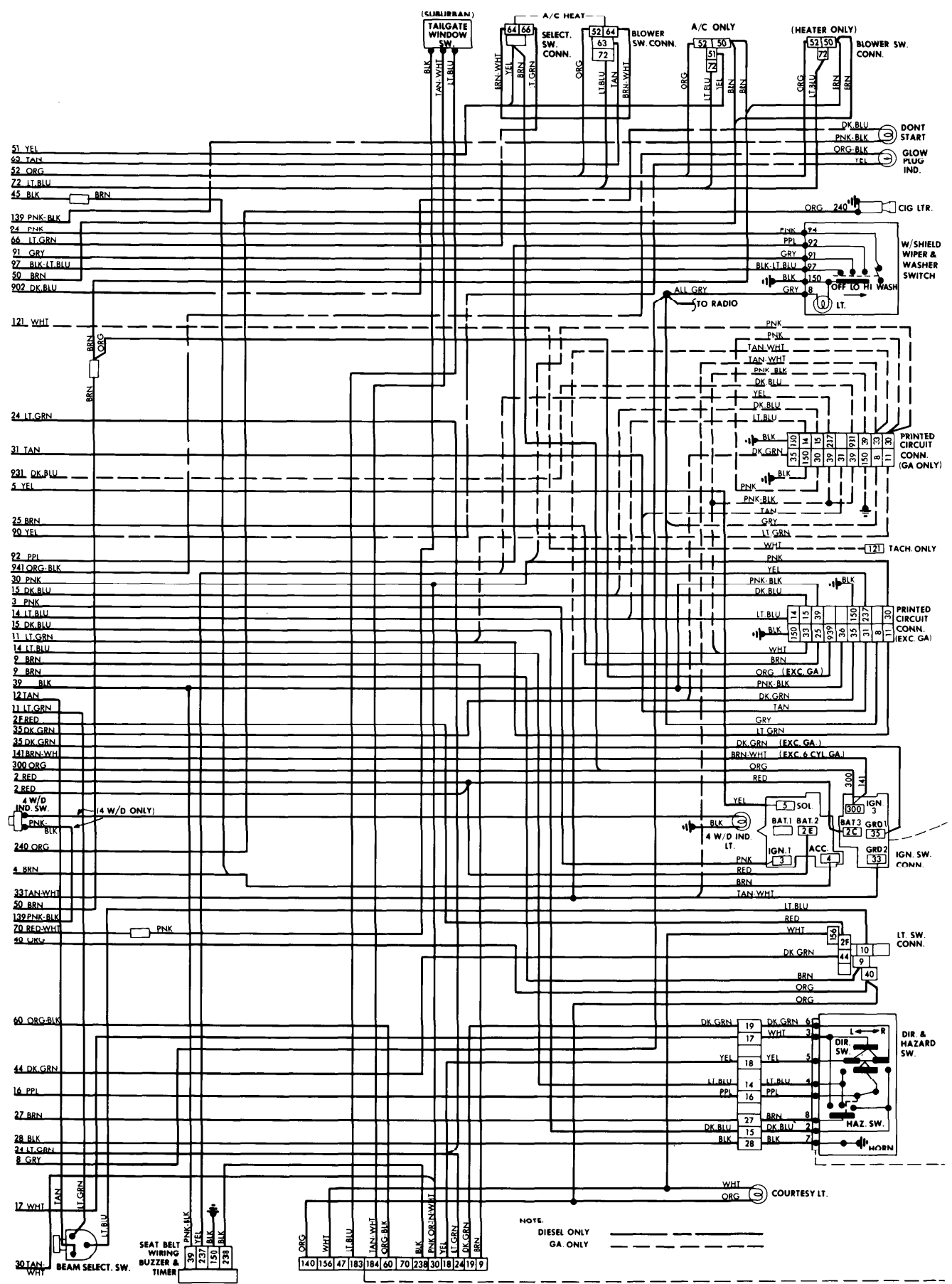


1979 General Motors "C" & "K" Models Gas & Diesel 5-19





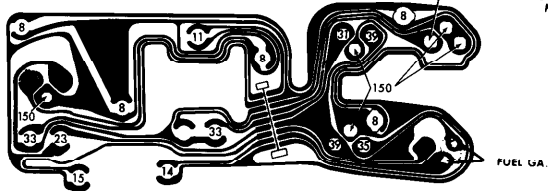
NOTE:
DIESEL ONLY ———
GA ONLY - - - - -

1979 General Motors

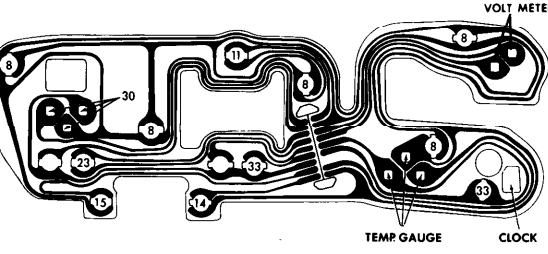
"C" & "K" Models
Gas & Diesel 5-21

- 8. INSI. L.T.S.
- 11. HIGH BEAM
- 14. L. DIR. IND.
- 15. R. DIR. IND.
- 25. ALT. IND.
- 30. FUEL GA.
- 31. OIL
- 33. LOW BRAKE
- 35. TEMP.
- 39. 12 VOLT IGN.
- 150. GROUND
- 237. SEAT BELT
- 931. ELECT. CHOKE
- 939. 12 VOLT IGN.

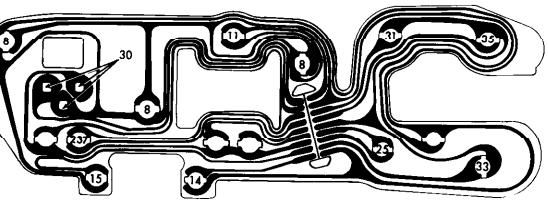
WITH TACH & GA. (NO CLOCK)



WITH CLOCK & GA. (NO TACH)



W/O TACH & CLOCK (NO GA)



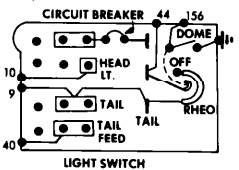
IGN. SWITCH
OFF - OPEN

START - GRD. 1 + GRD. 2 GROUNDED AT SW. BODY IGN. 1 + BAT. 1 + SOL. CONNECTED

RUN - IGN. 1 + BAT. 1 CONNECTED ACC. + BAT. CONNECTED IGN. 3 + BAT. CONNECTED

ACC. - ACC. + BAT. 2 CONNECTED

BAT. - 1+2+3 TERMS COMMON



- 3
- 6
- 5
- 1
- 8
- 2
- 4
- 7

HAZARD & DIRECTION SW. CONN.

